

MY CHILD AT SCHOOL

MyChildAtSchool (MCAS) is designed to support parental engagement. The school supply secure login details and the user simply logs in, having live access to their child's data. Parents will be able to see Attendance, Announcements, Trips and Clubs, Dinner Money, Parent Evenings and Timetable information. Reports and letters can be produced and published directly to MCAS allowing the parent/carer instant access to the documents.

Go to the website www.mychildatschool.com, this page will appear

my child at school.com

PARENT LOGIN

11631

Username

Password

Remember School ID and Username

[Forgotten Login Details?](#)

[Redeem Invitation Code?](#)

Login

v5.2019.7244.19462 Powered by **Bromcom**

Available on the App Store

Get it on Google play


Username is required.


You will need to click on Redeem Invitation Code (where the arrow points)


This page will then appear:


my child at school.com

— REDEEM YOUR INVITATION CODE —

School ID 

Username 

Invitation Code 

I'm not a robot 
reCAPTCHA
Privacy - Terms

Redeem Code

[Back to Login](#)

School ID is 11631.

Username and Invitation Code (**ONLY NEEDED ONCE**) will be provided by the school. Click Redeem code and the following page should appear

Setup your account details (email and password). The password needs to 8 or more characters with one Capital letter, a number and a special character (*, &, \$ etc. ***please do not use the £ sign as that will result in an error***) and click save account details.



— SETUP YOUR ACCOUNT DETAILS —

Mr [REDACTED]

Email



Confirm Email



Password



Confirm Password



Select a security question and then type your answer.

What was your childhood nickname? ▾

Security Answer



Confirm Security Answer



Save Account Details

You are now setup and can now log in to the system using a browser (mychildatschool.com) or on the phone app (MYCHILDATSCHOOL)

For the MCAS APP:

Install the app on your phone (available both on android and apple) - **MYCHILDATSCHOOL**

Using the **School ID 11631**, **User ID School has provided you** and the password you have setup log in to the app. The app requires you to set a login pin as well just as you would do on your phone lock screen.

If you have more than one child, you can toggle between the children from the 3 red lines on the left.

Push Notifications

Push notifications enable the school to notify you of new messages or events without the need for you to actually open the app. It is recommended that you choose to accept push notifications from MYCHILDATSCHOOL, to ensure that you receive important communications, such as a school closure due to snow or a late coach return, etc.

Announcements

The Announcements option will give instant information to the parent/carer, be it a reminder for sports day or a parent evening or to inform them of a school closure due to adverse weather.